

# ENGLISH WORKBOOK GRADE 7



**This book belongs to:**

---

A sincere welcome to all Grade 7 learners. You are in the Senior Phase. You should now be able to demonstrate high levels of competence in listening, speaking, reading, writing and thinking.

This year you will reason through language, debate on important issues and read and write a range of more complex texts with a greater degree of independence than in the earlier grades.

It is very important to master English as it improves your marketable skills – English being the language used worldwide as a transactional language.



**REMEMBER:** You should never be afraid of making mistakes, because it's the only way of gaining confidence and being knowledgeable.

English Workbook for Grade 7  
WYZE Educational Publications  
PO Box 41683  
Moreletapark 0044  
Fax: (012) 997 5335  
First Edition, First Impression  
ISBN: 978-0-920259-04-7

All rights reserved,  
no part of this  
publication may  
be reproduced.



# PREFACE



A preface is something said, or written by way of introduction or preliminary explanation of what you can expect of the written material to follow. This preface will introduce you to what is expected of the WYZE English Workbook. A preface introduces each term's section in the workbook to offer you guidelines for what will be expected of you in the coming weeks. It is therefore very important to study each preface very carefully.

## ➔ LANGUAGE SKILLS

This workbook has been designed in accordance with the guidelines of the National Curriculum and structured to the requirements of the CAPS Policy statements. The material and activities are systematically structured and promote the attainment of English First Additional Language Skills. Language teaching is facilitated when learners are stimulated by interesting and challenging material. Therefore, the activities in this book have been designed to make learning English fun. Intriguing information, games, puzzles, pictures and humour have all been included for this reason.

## ➔ THE CHALLENGE

The challenge in the **Intermediate Phase** is to provide support to the learners to be able to communicate well in English, as well as to be reasonably proficient with regard to both interpersonal and cognitive skills in the English language by the time they enter the **Senior Phase**. It is for this reason that the cognitive language level of this workbook is such that it may be used as a medium of learning and teaching.

## ➔ PARENTAL SUPPORT

In accordance with the curriculum policy of language, a learner's home language must be supported in the implementation of the curriculum. Thus, several opportunities have been provided whereby learners should complete an exercise at home in their home language, with their parents' assistance. As the educational facilitator may well not be proficient in all the learners' home languages, this work will have to be assessed at home. A letter to parents has also been included to explain their role.

# PARENTAL GUIDANCE REQUIRED



Do you know what the word **Curriculum** means?

Never heard of such a big word.



**Curriculum** is the word used by the Education Department to prescribe guidelines of study for all the subjects in **Grade 7**, for instance English as a language. The **Curriculum** therefore will empower you, grade by grade, for your future.

If this **Curriculum** is supposed to empower me, what are adults complaining about?



This was also a concern to me before my discussion with the Publishers of this Workbook. They put my mind at ease with the international research they have done. The positive outcome was that our prescribed **Curriculum** was internationally amongst the top Curriculae. I can with confidence assure you that the current poor outcome of our education is not related to the prescribed **Curriculum**.

You used the word “**outcome**” – what does that mean?



Although the word “**outcome**” is a powerful word in today’s life, it is also the most misunderstood word. Outcome simply reveals what has been put in. In other words: if you had to study ten words and you can write down three words, the outcome reveals that the input of your study was equal to three words or 30%. Therefore, outcome is equal to what has been put in.

# PARENTAL GUIDANCE REQUIRED



Does that mean if a school's pass rate is bad, the input was poor?

That is correct. However, I want you to understand that the outcome of your school year will be revealed by your input when you are assessed by your teachers.



What can I do to increase my outcome for this school year?

Our Education Department introduced a very clever method to assist achievers by way of Language Skills. In principle the Language Skills, as introduced by them, indicate what you are supposed to achieve by the end of **Grade 7**.



How will I know what these Language Skills are?

You will know that if you show the letter on the next page to your parents to be read by them. They must then explain the pages that follow regarding the Language Skills for **Grade 7**, to you.



# Dear Parents or Caregiver

Our Curriculum on education stresses the importance of parental support and to give our children the assurance that we care and will be there for them whenever they need us. We therefore wish you to read this letter carefully and take cognisance of your vital role as a parent.

In the policy governing your child's education, the need for supporting the language spoken in your home is recognised and endorsed. We wish to give our learners a proportionate opportunity to develop their home languages. This home language may be English, or any one of the official home languages. Obviously, an educator cannot be proficient in all these languages. Thus, to put the policy into practice, we need the assistance of you, the parents.

It is important that the learner does the homework exercise given, by themselves in their home language. Your role is one of guidance, and then one of assessment. Please encourage the learner to complete the exercise given, assisting where necessary, with spelling and grammar. The work then needs to be assessed and corrected by you, with a view to building learner confidence.

Our current education policy realises the underlying need for every individual in our country to be proud of his or her culture. Culture is closely linked to language. The attention that you give your child will help to develop a well-rounded, confident individual, ready to take up a responsible, contributory role in society.

Yours sincerely  
English facilitator

P.S. Dear parent, will you please adhere to the following instructions carefully. I, \_\_\_\_\_, enthusiastic learner in the family, wish you to assist me with the following pages regarding language skills for Grade 7.



Gratefully yours.







\_\_\_\_\_  
PARENT



\_\_\_\_\_  
DATE

# English – Grade 7

Listening and Speaking (L&S)	
Listening	
Speaking	




Writing and Presentation (W&P)	
Writing	
Presentation	















Reading and Viewing (R&V)	
Reading	
Viewing	

















Language structure and Conventions (Ls&C)	
Language structure	
Conventions	

Language Skill Assessment Index	Page
---------------------------------	------


TERM 1	1
--------	---














1	Ls&C	DIRECT AND INDIRECT SPEECH		2
2	Ls&C	MODAL		4
3	Ls&C	PUNCTUATION		5




Topic: MUSIC				
1	L&S	SEARCH OR LISTEN FOR SPECIFIC INFORMATION		6
2	L&S	COMMUNICATE IN ENGLISH		10
3	L&S	LISTEN AND APPRECIATE STORIES TOLD BY OTHERS		12
4	L&S	DEBATE SOCIAL AND ETHICAL ISSUES		14
5	L&S	DEMONSTRATE CRITICAL AWARENESS OF YOUR LANGUAGE USE		15
6	W&P	FOLLOW INSTRUCTIONS		15
7	Ls&C	QUOTATION MARKS		16
8	Ls&C	DIRECT SPEECH		17
9	Ls&C	PUNCTUATION		20
10	L&S	DEBATE SOCIAL AND ETHICAL ISSUES		22
11	Ls&C	PRESENT INDEFINITE TENSE		23
12	Ls&C	SPELLING WORDS		25
13	W&P	COMMUNICATE INFORMATION IN WRITING		26
14	Ls&C	COMPLICATED CONCORD		27














		<b>Topic: I'M AN INDIVIDUAL</b>		<b>28</b>
1	R&V	UNDERSTAND HOW REFERENCE BOOKS WORK		<b>28</b>
2	R&V	READING STRATEGIES		<b>29</b>
3	R&V	READ FOR INFORMATION		<b>30</b>
4	R&V	READING STRATEGIES		<b>30</b>
5	R&V	READ FOR INFORMATION		<b>31</b>
6	R&V	READING STRATEGIES		<b>33</b>
7	R&V	READ A TEXT		<b>35</b>
8	Ls&C	UNDERSTAND AND USE MODALS TO EXPRESS NECESSITY AND DESIRES		<b>35</b>
9	R&V	HOW REFERENCE BOOKS ARE USED		<b>36</b>
10	R&V	ELEMENTS OF POETRY		<b>36</b>
11	R&V	ANALYSE ADVERTISEMENTS		<b>37</b>
12	W&P	WRITE FOR PERSONAL REFLECTION		<b>39</b>
13	Ls&C	SPELLING WORDS		<b>39</b>
14	Ls&C	COMPLICATED CONCORD		<b>40</b>
15	Ls&C	PRESENT PERFECT TENSE		<b>41</b>
16	Ls&C	PRESENT PERFECT TENSE: PASSIVE VOICE		<b>42</b>













<b>TERM 2</b>	<b>43</b>
---------------	-----------

1	Ls&C	PAST INDEFINITE TENSE		<b>44</b>
---	------	-----------------------	---	-----------


		<b>Topic: HOW'S IT DONE?</b>		<b>46</b>
1	R&V	USE LANGUAGE FOR THINKING		<b>46</b>
2	R&V	USE LANGUAGE FOR THINKING		<b>47</b>
3	L&S	DEMONSTRATE A CRITICAL AWARENESS OF YOUR OWN HOME LANGUAGE USE		<b>48</b>
4	W&P	WRITE TO COMMUNICATE INFORMATION		<b>48</b>
5	R&V	HOW REFERENCE BOOKS WORK		<b>49</b>
6	L&S	LISTEN TO SPECIFIC INFORMATION		<b>50</b>
7	Ls&C	USE MODALS TO EXPRESS OBLIGATION AND NECESSITY		<b>52</b>
8	R&V	COLLECT AND RECORD INFORMATION		<b>53</b>
9	Ls&C	TALK ABOUT THE ENGLISH LANGUAGE		<b>54</b>
10	R&V	ELEMENTS OF POETRY		
11	Ls&C	SPELLING WORDS		
12	W&P	CREATIVE WRITING		
13	Ls&C	DIRECT AND INDIRECT (REPORTED) SPEECH		







		<b>Topic: PETS</b>		
1	R&V	READ TEXT		
2	L&S	INTERACT IN ENGLISH		
3	Ls&C	REVISE GRAMMAR		
4	L&S	DEBATE SOCIAL AND ETHICAL ISSUES		

5	L&S	LISTEN FOR SPECIFIC INSTRUCTIONS		
6	Ls&C	REVISION OF GRAMMAR		
7	Ls&C	PROVERBS		
8	Ls&C	MORE PROVERBS		
9	R&V	READ FOR INFORMATION		
10	W&P	DESIGN MEDIA TEXTS		
11	L&S	INTERACT IN ENGLISH		
12	Ls&C	GRAMMAR REVISION		
13	R&V	READ A TEXT		
14	Ls&C	SPELLING WORDS		
15	R&V	READ FOR INFORMATION		
16	R&V	ELEMENTS OF POETRY		
17	W&P	WRITING AS A PROCESS		
18	Ls&C	GENDER		







		<b>Topic: RESCUES – LAND AND SEA</b>		<b>80</b>
1	Ls&C	USE MODALS TO EXPRESS POSSIBILITY AND PROBABILITY		<b>80</b>
2	Ls&C	USE CERTAIN WORDS TO EXPRESS POSSIBILITY, PROBABILITY AND NECESSITY		<b>80</b>
3	Ls&C	EXPRESS OBLIGATION AND NECESSITY		<b>81</b>
4	R&V	READ FOR INFORMATION		<b>81</b>
5	Ls&C	THE FIRST CONDITIONAL OR MODAL		<b>83</b>
6	Ls&C	USE PREPOSITIONS FOR SENTENCES		<b>84</b>
7	Ls&C	PUNCTUATION		<b>84</b>
8	Ls&C	EXPRESS OBLIGATION AND NECESSITY		<b>85</b>
9	R&V	USE LANGUAGE FOR THINKING		<b>85</b>
10	Ls&C	EXTEND THE USE OF QUESTIONS TO INCLUDE QUESTION TAGS		<b>87</b>
11	R&V	HOW TO COLLECT AND RECORD INFORMATION IN DIFFERENT WAYS		<b>88</b>
12	Ls&C	SPELLING WORDS		<b>90</b>
















<b>TERM 3</b>	<b>91</b>
---------------	-----------
















1	Ls&C	DIMINUTIVES		<b>92</b>
---	------	-------------	---	-----------



		<b>Topic: SOUND</b>		<b>93</b>
1	R&V	READ FOR INFORMATION		<b>93</b>
2	R&V	READ AND RESPOND TO SOCIAL TEXTS		<b>95</b>
3	W&P	WRITE FOR SOCIAL PURPOSE		<b>96</b>
4	W&P	WRITE TO COMMUNICATE INFORMATION		<b>97</b>
5	W&P	DESIGN A MEDIA TEXT		<b>99</b>
6	R&V	UNDERSTAND HOW REFERENCE BOOKS WORK		<b>100</b>




7	Ls&C	USE DEVELOPING KNOWLEDGE OF LANGUAGE STRUCTURE AND USE		100
8	Ls&C	TALK ABOUT THE ENGLISH LANGUAGE		101
9	Ls&C	SPELLING WORDS		102
10	Ls&C	SHOW AWARENESS OF THE WAY LANGUAGE CONSTRUCTS KNOWLEDGE		102
11	Ls&C	PAST CONTINUOUS TENSE		104
12	Ls&C	ADVERBS		106












		<b>Topic: PERSONAL HYGIENE</b>		<b>107</b>
1	R&V	READ THE FOLLOWING TEXT		107
2	R&V	ELEMENTS OF POETRY		108
3	W&P	CREATIVE WRITING		109
4	R&V	READ A TEXT		109
5	R&V	ELEMENTS OF POETRY		110
6	R&V	READ FOR PLEASURE		111
7	W&P	WRITE A CREATIVE POEM		112
8	R&V	READ AND EVALUATE FOR PLEASURE		112
9	R&V	UNDERSTAND HOW REFERENCE BOOKS WORK		113
10	W&P	DESIGN MEDIA TEXTS		114
11	Ls&C	INDIRECT (REPORTED) SPEECH		114
12	W&P	WRITE A PARAGRAPH OR TWO DESCRIBING A PROCESS		115
13	Ls&C	SPELLING WORDS		116
14	W&P	YOUR IMAGINATION		117
15	Ls&C	ANTONYMS		118











		<b>Topic: MONEY MANAGEMENT</b>		<b>120</b>
1	L&S	UNDERSTAND HOW REFERENCE BOOKS WORK		120
2	L&S	LISTEN ACTIVELY IN A DISCUSSION		121
3	L&S	INTERACT IN ENGLISH		122
4	R&V	USE LANGUAGE FOR THINKING		123
5	R&V	COLLECT AND RECORD INFORMATION IN DIFFERENT WAYS		123
6	R&V	USE LANGUAGE FOR THINKING BY DEFINING AND CLASSIFYING DIFFERENT GROUPS' PREFERENCES		125
7	Ls&C	FUTURE INDEFINITE TENSE		127
8	Ls&C	PASSIVE VOICE		128
9	Ls&C	EXPAND YOUR VOCABULARY		129
10	W&P	WRITING AS A PROCESS		130
11	Ls&C	UNDERSTAND AND USE THE FIRST CONDITIONAL		132
12	Ls&C	USE THE DEFINITE (THE), AND THE INDEFINITE (A) DETERMINER		134
13	R&V	USE LANGUAGE AND LITERACY ACROSS THE CURRICULUM		134
14	Ls&C	SPELLING WORDS		135
15	Ls&C	TERMS AND DEFINITIONS		136

16	Ls&C	FIGURES OF SPEECH		138
17	Ls&C	TRICKY WORDS		139

<b>TERM 4</b>	<b>141</b>
---------------	------------

1	Ls&C	REVISION		142
---	------	----------	---	-----

		<b>Topic: ON SAFARI</b>		<b>143</b>
1	L&S	UNDERSTAND ORAL TEXTS		143
2	R&V	READ A TEXT		146
3	L&S	UNDERSTAND ORAL TEXTS		147
4	Ls&C	USE MODALS TO EXPRESS POSSIBILITY, PROBABILITY AND NECESSITY		148
5	Ls&C	VERBS, NOUNS, ADVERBS AND ADJECTIVES		149
6	L&S	BE CRITICALLY AWARE OF OWN LANGUAGE USE		149
7	Ls&C	SPELLING WORDS		150
8	W&P	UNDERSTAND WRITTEN TEXT		150
9	Ls&C	EXPAND YOUR VOCABULARY		151
10	R&V	ELEMENTS OF POETRY		152
11	Ls&C	DIRECT AND INDIRECT SPEECH		154

		<b>Topic: EMOTIONS</b>		<b>156</b>
1	R&V	ANALYSE A PASSAGE IN A PAMPHLET		156
2	R&V	ANALYSE AN ADVERTISEMENT		163
3	Ls&C	A ROOT WORD		164
4	L&S	DIALOGUE		165
5	Ls&C	DIRECT AND INDIRECT SPEECH		166
6	W&P	WRITE FOR SOCIAL PURPOSES		168
7	R&V	USE LANGUAGE FOR THINKING		169
8	Ls&C	SPELLING WORDS		169
9	Ls&C	ADJECTIVE DESCRIBING EMOTION		170
10	R&V	ELEMENTS OF POETRY		171